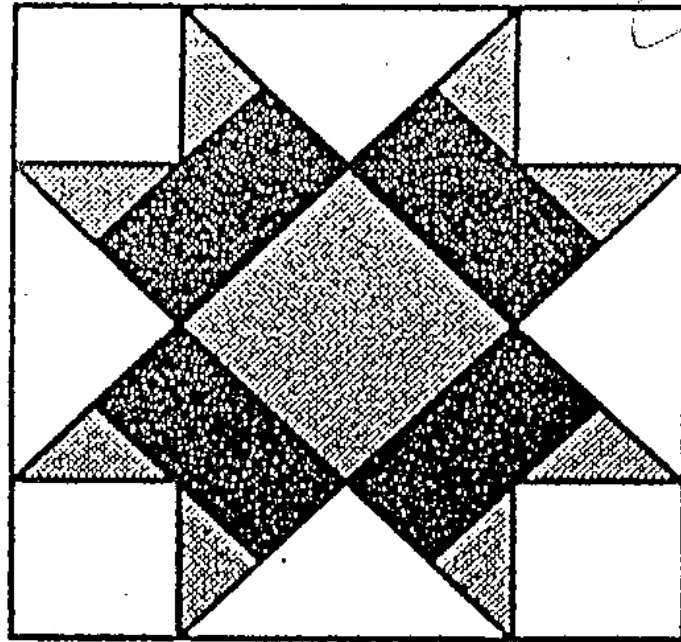


Central Coast Quilters

Block of the Month

July 2011



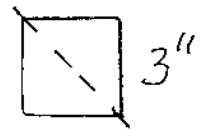
“Centennial”

Guild provides: blue for rectangles, red for star points and square in middle:

From red, cut: - 1 - $4\frac{3}{4}$ ” square for center square (E)

-4 - 3” squares, cut these diagonally once for 8 star points: (D)

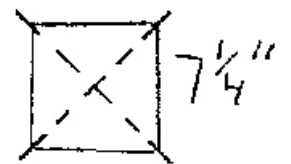
From blue, cut: 4 - $2\frac{5}{8}$ ” x $4\frac{3}{4}$ ” rectangles (C)

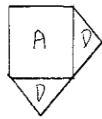


YOU provide: white or white on white:

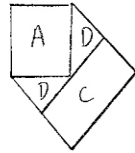
-cut 4 - $3\frac{1}{2}$ ” squares (A)

-cut 1 - $7\frac{1}{4}$ ” square, cut diagonally in both directions (B):





Make 4



add Rectangle (C)
Make 4

