

Cutting information:

From brown (sashing)

30 A (2) 16-1/2" x 2-1/2"

96 B1 (3) 2-1/2" x 2-1/2" F45

18 C (2) 12-1/2" x 2-1/2"

16 E (2) 4-1/2" x 4-1/2"

32 D1 (5) 2-1/2" x 2-1/2" F45

4 F (2) 2-1/2" x 2-1/2"

From teal (inside sashing)

Cut (16) 4-1/2" x wof. From these cut

B (2) 4-1/2" x 16-1/2" 24

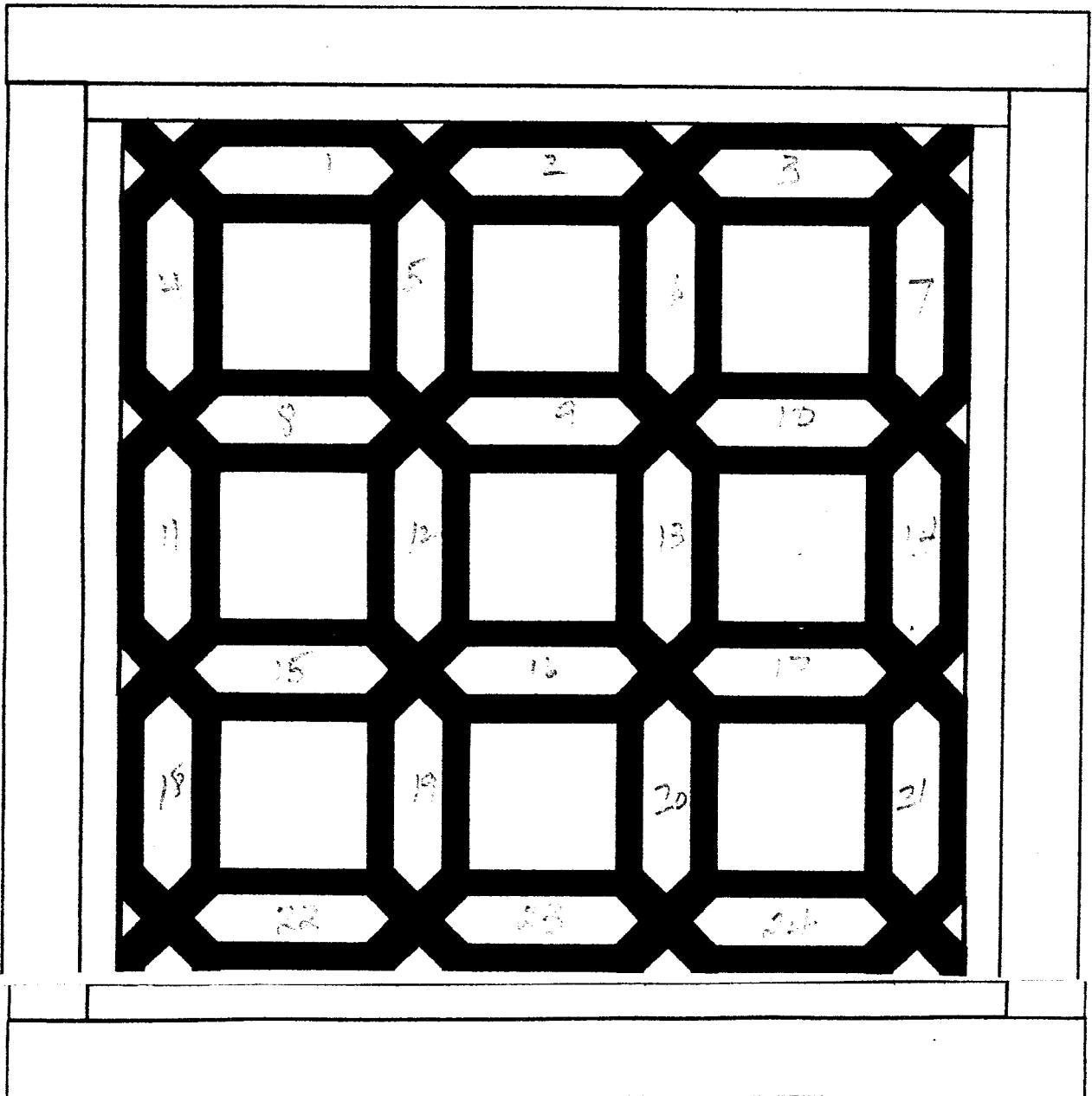
D (16) 4-1/2" x 2-1/2" 16

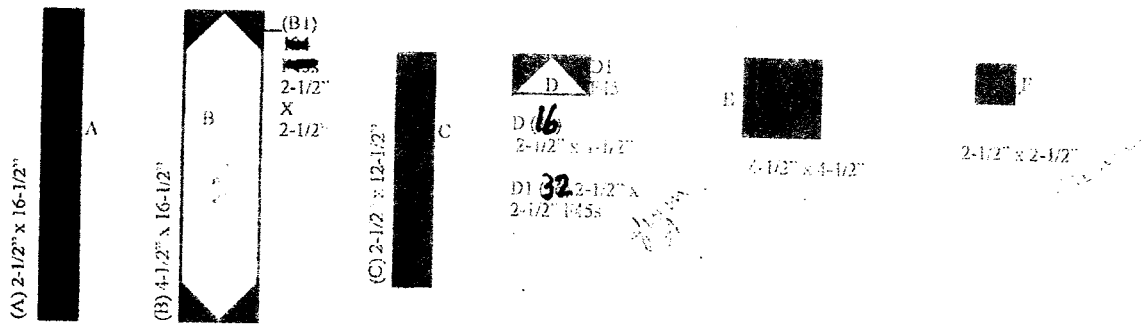
From dk teal (inner border)

Cut (6) 3-1/2" x wof. Piece and cut to fit measurement of quilt

From teal (outer border)

Cut (6) 8-1/2" x wof. Piece and cut to fit measurements of quilt.






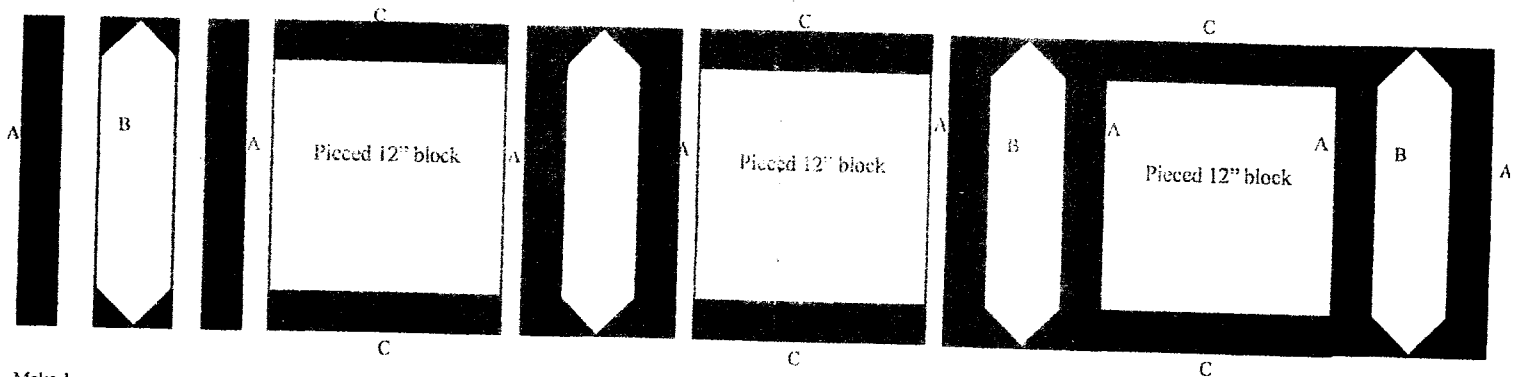
Make 1. Top Row



Make 4. Connector row



Make 3. Block row

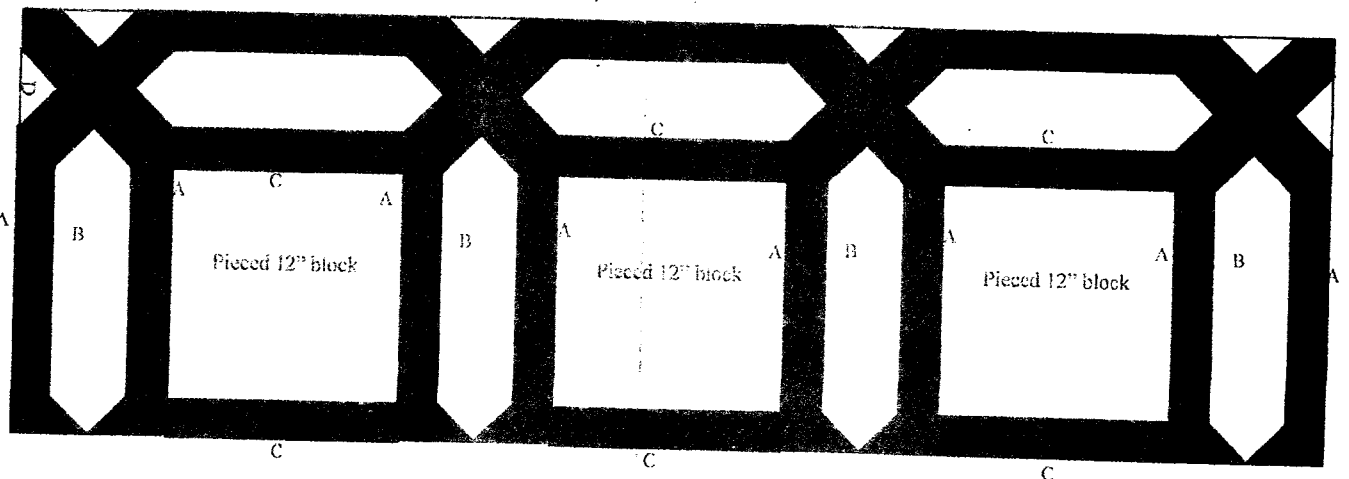


Make 1 Bottom Row



Top Row
 Row
 Connector Row

Block Row



Start with Top row. Next sew a connector row to the top of a block row. Repeat 2 more times. Add a connector row and finally end with the Bottom Row.