


Central Coast Quilters

Block of the Month

September 2012

“Cross in the Square” – 12 ½” block



Guild provides:


Blue: -cut nine 2 7/8” squares

Red: -cut eight 2 7/8” squares

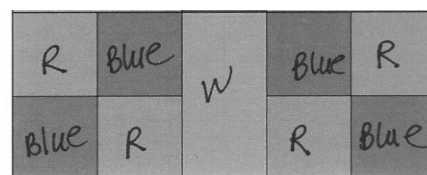
You provide:

White or white-on-white: -cut four 2 7/8” by 5 ¼” rectangles


Sew four 4-patches of blue/red squares:




Sew 4 patches to white rectangles twice, as shown:



Sew remaining 2 white rectangles to blue center square as shown:



Sew these units together to form block, making sure that blues are lined up diagonally as shown:



Block size is 12 1/2"

Questions: call Loretta Newman at 481-4919

or Denise Renna at 474-9435