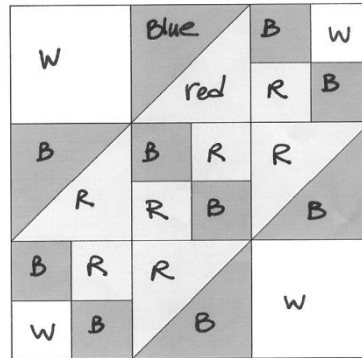
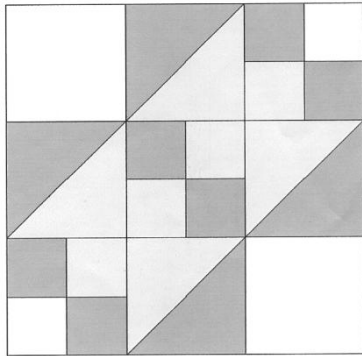


Central Coast Quilters

Block of the Month

November 2012

“Road to the White House”



Guild provides:

Blue - cut two $4 \frac{7}{8}$ “ squares, then cut each in $\frac{1}{2}$ diagonally:

- cut six $2 \frac{1}{2}$ ” squares



Red - cut two $4 \frac{7}{8}$ ” squares, then cut each in $\frac{1}{2}$ diagonally (same as blue)

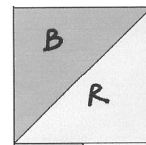
- cut four $2 \frac{1}{2}$ ” squares

You provide:

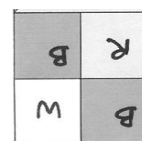
White – cut two $4 \frac{1}{2}$ ” squares

- cut two $2 \frac{1}{2}$ ” squares

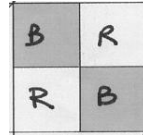
Sew blue and red triangles (cut from $4 \frac{7}{8}$ ” squares) together to make 4 blue/red square units:



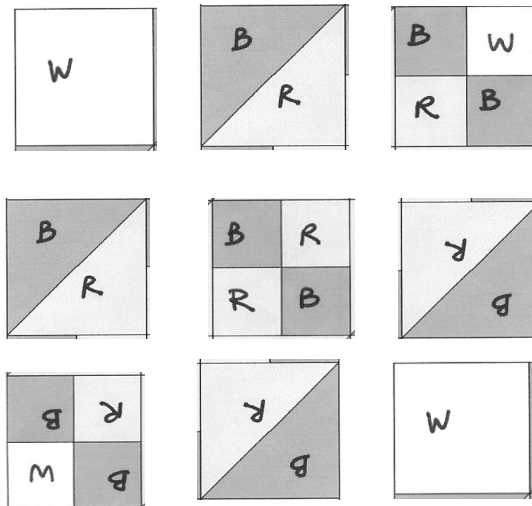
Sew upper right unit of $2 \frac{1}{2}$ ” squares twice:



Sew center red/blue unit of 2 1/2" squares once:



Assemble units as shown to form 12 1/2" block:



Block should be 12 1/2" to turn in.

Questions? Call Loretta Newman at 481-4919 or Denise Renna at 474-9435