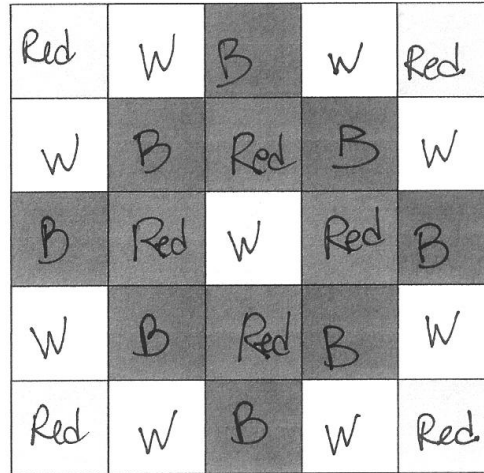



Central Coast Quilters

Block of the Month

May 2012

"Building blocks"



YOU provide white (W on sketch above):

-one 2 7/8" strip, from that cut nine 2 7/8" squares

GUILD provides:

Blue (B on sketch above) 2 7/8" strip, from that cut eight 2 7/8" squares

Red 2 7/8" strip, from that cut eight 2 7/8" squares

SEW ORDER:

Lay out each row, chain piecing in this order (following sketch above as a visual reference):

Row 1: Red – white – blue – white – red


Row 2: white – blue – red – blue – white

Row 3: blue – red – white – red – blue

Row 4: white – blue – red – blue – white

Row 5: red – white – blue – white - red

Then join rows to form block, finished size to turn in is 12 ½”:



Need help? Call Loretta Newman at 481-4919 or Denise Renna at 474-9435