



Central Coast Quilters

Block of the Month

June 2012

“Fishing Boat” 12 ½” block



Guild Provides:

Blue – from 3 ½” strip, cut two 3 ½” squares

-cut one 3 7/8” square, cut square in ½ diagonally to make 2 blue triangles:



Red – cut two 3 7/8” squares, cut each in ½ diagonally to make 4 red triangles:

You provide: white or white on white:

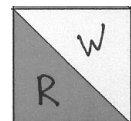
-from a 3 ½” strip, cut eight 3 ½” squares

-cut three 3 7/8” squares, cut each in ½ diagonally to make 6 white triangles:

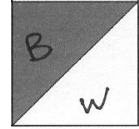


Sewing order:

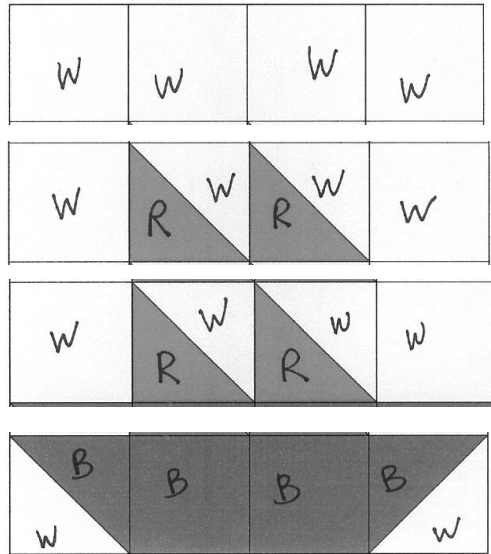
-sew four red triangles to four white triangles to make four ½ square triangles:



-sew two blue triangles to two white triangles to make two ½ square triangles:



Sew rows as shown, block should measure 12 ½” :



Questions: call Loretta Newman at 481-4919

or Denise Renna at 474-9435