


Central Coast Quilters

Block of the Month

July 2012

"New York" 12 1/2" block



Guild provides:

Red – 2 1/2" strip, cut into one 6 1/2" strip and two 12 1/2" strips

Blue – 6 1/2" square

You provide: white or white-on-white – 2 1/2" strip, cut into two 6 1/2" strips and one 12 1/2" strip


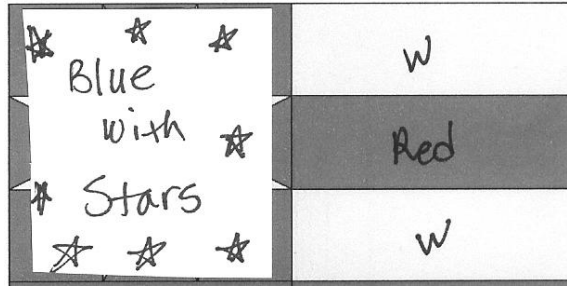
Sewing order:

-sew two 6 1/2" white strips to each side of red 6 1/2" strip

-sew this unit to right side of blue square

-sew two red 12 1/2" strips to each side of white 12 1/2" strip

-sew these 2 units together to form flag:



Need help? Call Loretta Newman at 481-4919 or Denise Renna at 474-9435