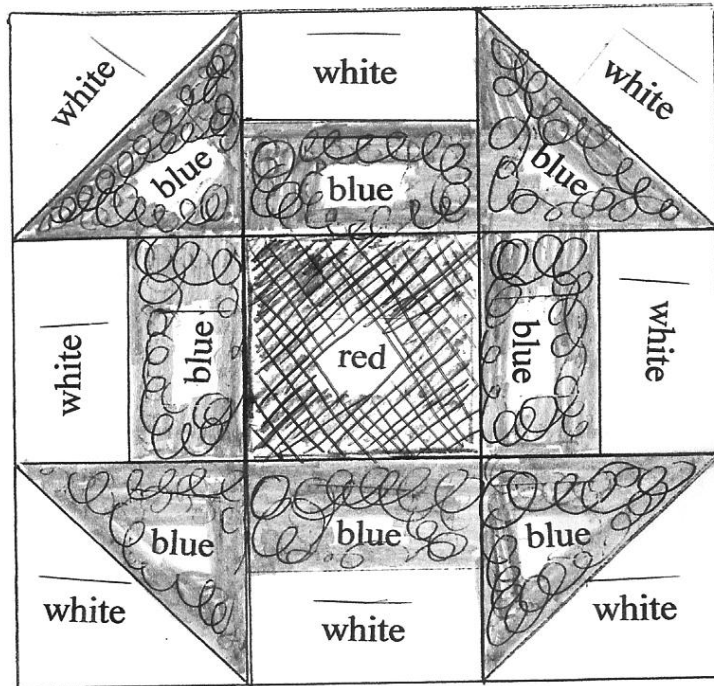


Central Coast Quilters

Block of the Month

January 2012



Guild provides:

Blue: two $4 \frac{7}{8}$ " squares, one $4 \frac{1}{2}$ " strip

Red: one $4 \frac{1}{2}$ " square

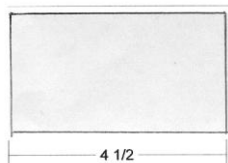
YOU provide:

White: two $4 \frac{7}{8}$ " squares, one $4 \frac{1}{2}$ " strip

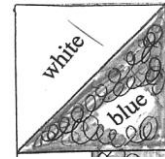
Cut - all $4 \frac{7}{8}$ " squares (2 blue and 2 white) in $\frac{1}{2}$ diagonally:



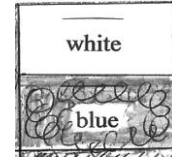
Cut - all $4 \frac{1}{2}$ " strips (1 blue and 1 white) into $2 \frac{1}{2}$ " X $4 \frac{1}{2}$: rectangles (4 each of both blue and white)




Sew blue and white triangles to make 4 corner units:




Sew blue and white rectangles to make 4 blue/white units:




Assemble each row, then sew rows together:



+



+



Your block should measure 12 1/2" when sewn together