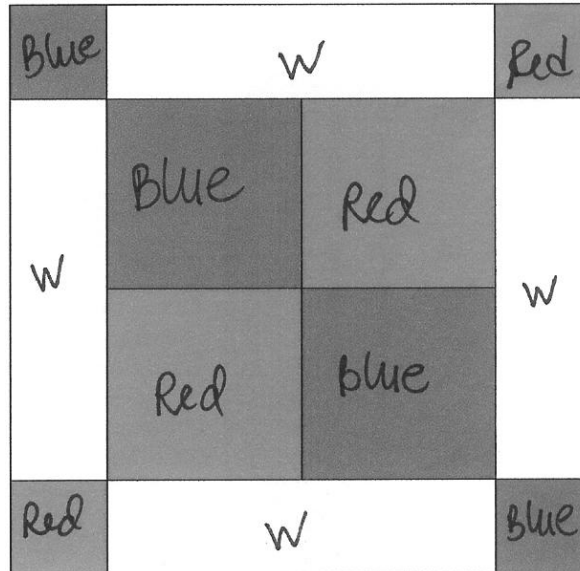


Central Coast Quilters

Block of the Month

August 2012

4- Patch Variation - 12 1/2" block



Guild provides:

Blue - cut two 2 1/2" squares for outer corners

-cut two 4 1/2" squares for inner four patch


Red - cut two 2 1/2" squares of red for outer corners

-cut two 4 1/2" squares for inner four patch

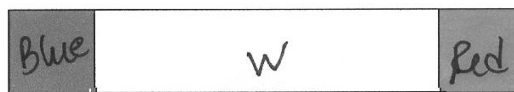
You provide white or white-on-white fabric:

-cut four 2 1/2" X 8 1/2" white rectangles


Sew: -sew center four patch as shown with 4 1/2" squares:



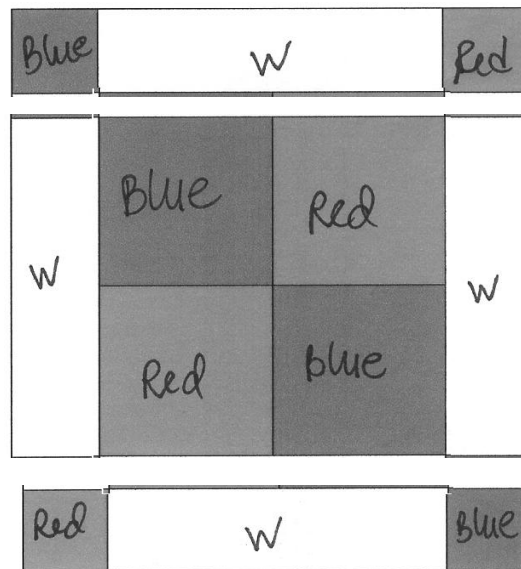
-sew red and blue 2 1/2" squares to each end of white rectangles, do this twice:



-sew 2 remaining white rectangles to each side of center 4 patch:



Now sew these 3 units together to form block, making sure that blue squares and red squares line up diagonally:



Block size should be 12 1/2"

Questions? – call Loretta Newman at 481-4919

or Denise Renna at 474-9435