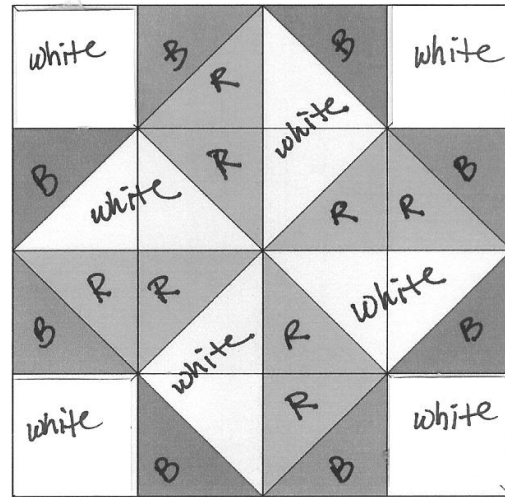



Central Coast Quilters
 April 2012 Block of the Month
 "Pinwheels and Squares"



YOU provide white:

-four 3 1/2" squares

-four 3 7/8" squares each cut in 1/2 diagonally:



GUILD provides:

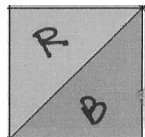
Red –(R in pattern sketch above)– cut four 3 7/8" squares, each cut in 1/2 diagonally:



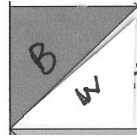
Blue- (B in pattern sketch above) -cut four 3 7/8" squares, each cut in 1/2 diagonally:

Sew Order :

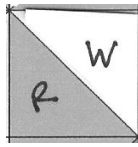
-Sew red to blue triangles four times:



-Sew blue to white triangles four times:

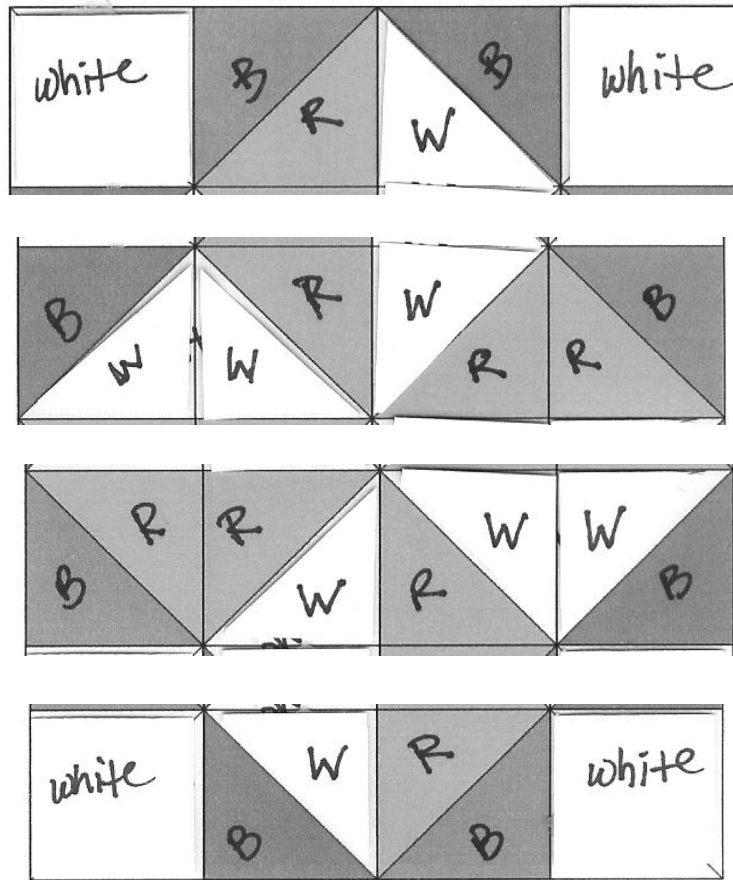


-Sew red to white triangles four times:



...this will leave four 3 1/2" white squares, one for each corner .

Sew these units into rows, then join rows:



Need help? Call Loretta Newman at 481-4919 or Denise Renna at 474-9435